

# **Loch Lomond and The Trossachs National Park**

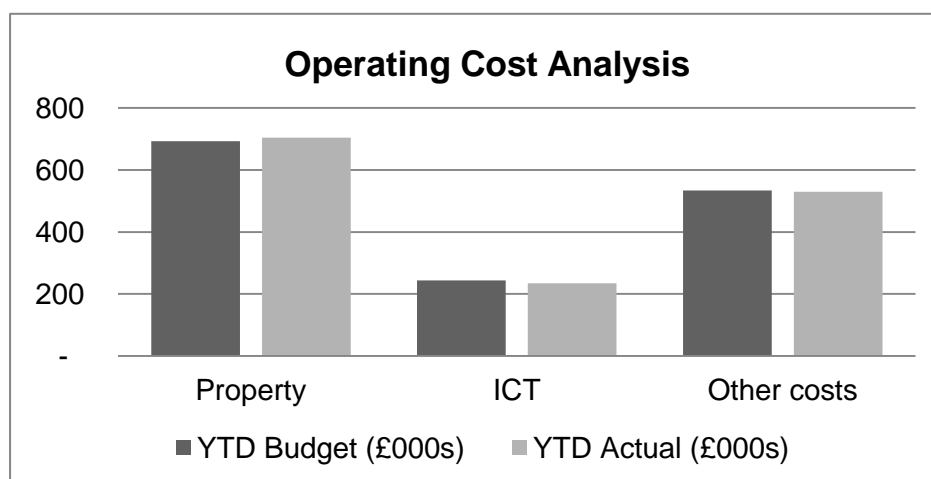
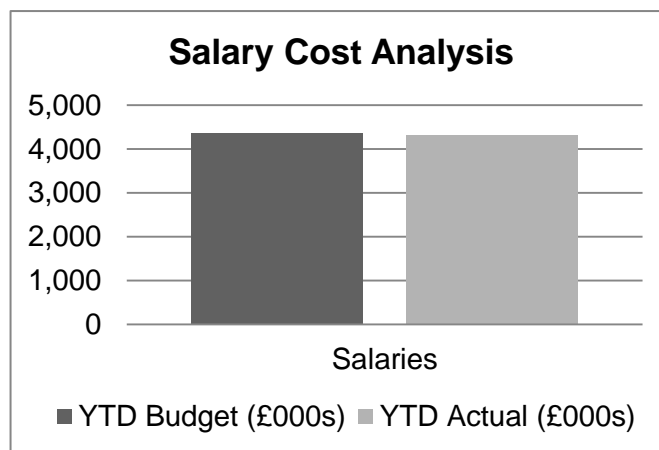
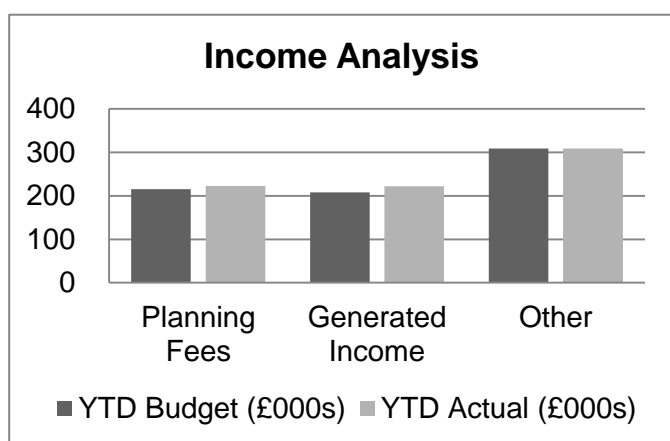
## **Management Accounts 10 months to 31 January 2019**

### **Contents**

- 1 Management Commentary
- 2 Operating Analysis
- 3 Project Analysis

**Management Accounts**  
**10 months to 31 January 2019**  
**Operating Analysis**

	Year to Date (£000s)			Full Year (£000s)
	Forecast 2	Actual	Variance	Forecast 2
Grant In Aid	6,112	6,112		7,480
Planning Fees	215	223	8	275
Generated Income	208	222	14	236
Other	309	309		379
<b>Total Income</b>	<b>6,844</b>	<b>6,866</b>	<b>22</b>	<b>8,370</b>
<b>Total Salaries</b>	<b>4,368</b>	<b>4,331</b>	<b>37</b>	<b>5,512</b>
Non Salary Staff Costs	228	232	(4)	298
Property	693	704	(11)	961
Transport	104	93	11	122
ICT	243	234	9	298
Supplies & Other Services	202	205	(3)	312
<b>Total Other Operating Costs</b>	<b>1,470</b>	<b>1,468</b>	<b>2</b>	<b>1,991</b>
<b>Total Operating Expenditure</b>	<b>5,838</b>	<b>5,799</b>	<b>39</b>	<b>7,503</b>
<b>Net Operating Position</b>	<b>1,006</b>	<b>1,067</b>	<b>60</b>	<b>867</b>



**Loch Lomond & The Trossachs National Park Authority**  
**Project Summary as at 31 January 2019**

Forecast 2 v Actuals YTD	Forecast 2 2018/19 (£000s)			Actuals YTD (£000s)			Remaining Expenditure (£000s)		
	Capital	Revenue	Total	Capital	Revenue	Total	Capital	Revenue	Total
Conservation & Land Use	25	38	63		20	20	25	18	43
Visitor Management	79	130	209	37	21	58	42	109	151
Visitor Management - Your Park	195		195	131		131	64		64
Estates Capital Projects	137	5	142	4		4	133	5	138
Visitor Experience - Tourism	11	27	38		(7)	(7)	11	34	45
Rural Development	100	83	183	24	116	140	76	(33)	43
Corporate Services		33	33		33	33			
<b>Total Project Expenditure</b>	<b>547</b>	<b>316</b>	<b>863</b>	<b>196</b>	<b>183</b>	<b>379</b>	<b>351</b>	<b>133</b>	<b>484</b>