

Loch Lomond and The Trossachs National Park

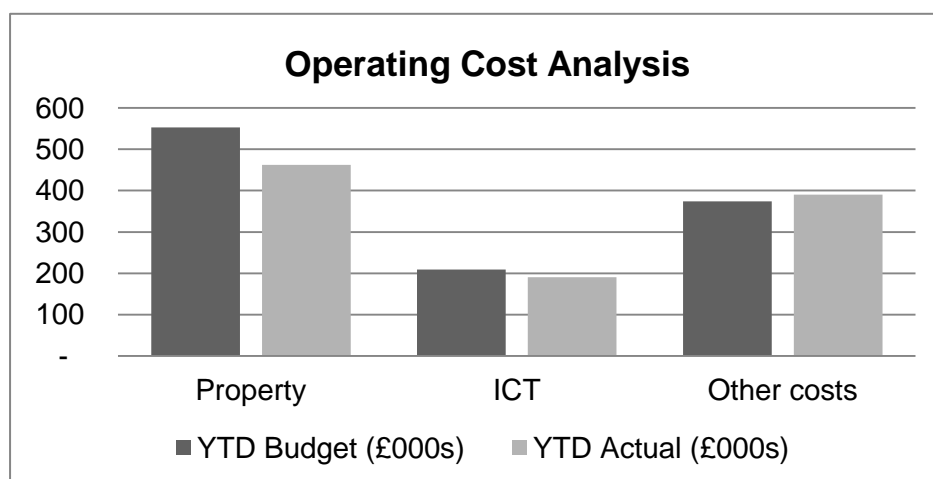
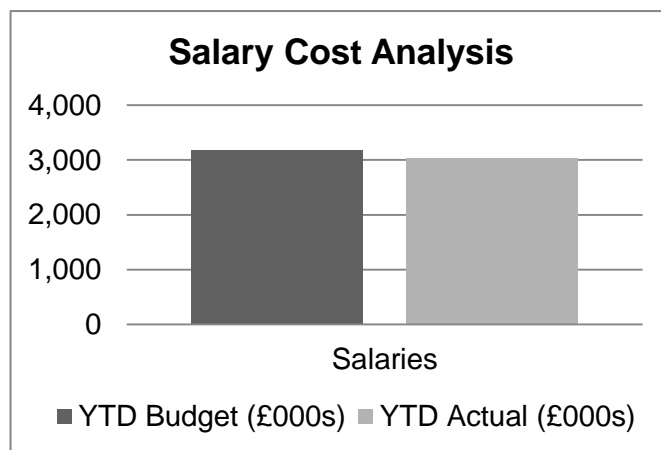
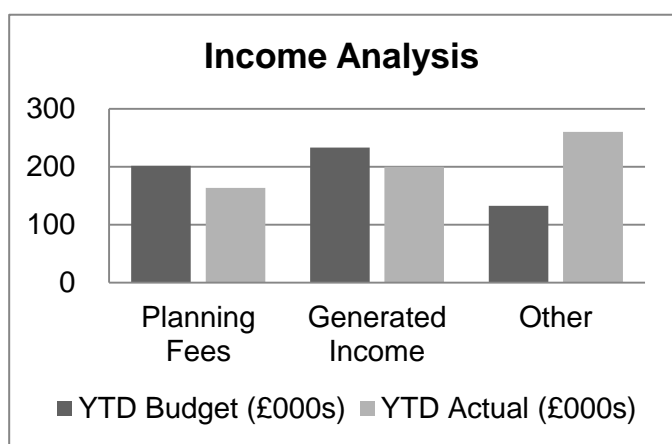
Management Accounts 7 months to 31 October 2018

Contents

- 1 Management Commentary
- 2 Operating Analysis
- 3 Project Analysis

Management Accounts
7 months to 31 October 2018
Operating Analysis

	Year to Date (£000s)			Full Year (£000s)
	Forecast 1	Actual	Variance	Forecast 1
Grant In Aid	4,543	4,443	(100)	7,480
Planning Fees	202	164	(38)	290
Generated Income	233	200	(33)	280
Other	133	261	128	251
Total Income	5,111	5,068	(43)	8,301
Total Salaries	3,179	3,029	150	5,548
Non Salary Staff Costs	147	157	(10)	290
Property	553	462	91	911
Transport	72	80	(8)	112
ICT	209	191	18	298
Supplies & Other Services	154	154		304
Total Other Operating Costs	1,135	1,044	91	1,915
Total Operating Expenditure	4,314	4,073	241	7,463
Net Operating Position	797	995	197	838



Loch Lomond & The Trossachs National Park Authority
Project Summary as at 31 October 2018

Forecast 1 v Actuals YTD	Forecast 1 2018/19 (£000s)			Actuals YTD (£000s)			Remaining Expenditure (£000s)		
	Capital	Revenue	Total	Capital	Revenue	Total	Capital	Revenue	Total
Conservation & Land Use	25	40	65		8	8	25	32	57
Visitor Management	25	112	137	2	16	18	23	96	119
Visitor Management - Your Park	150		150	115		114	35		35
Estates / Capital Projects	309	5	314				309	5	314
Visitor Experience - Tourism	3	20	23	8	(10)	(2)	(5)	30	25
Rural Development	90	26	116	4	15	19	86	11	97
Corporate Services		33	33		33	33			
Total Project Expenditure	602	236	838	129	62	191	473	174	647
Sustrans Income not yet paid out				(248)		(248)	248		248
Net Project (Income) / Expenditure	602	236	838	(119)	62	(57)	721	174	895