

Loch Lomond and The Trossachs National Park

Management Accounts 10 months to 31 January 2019

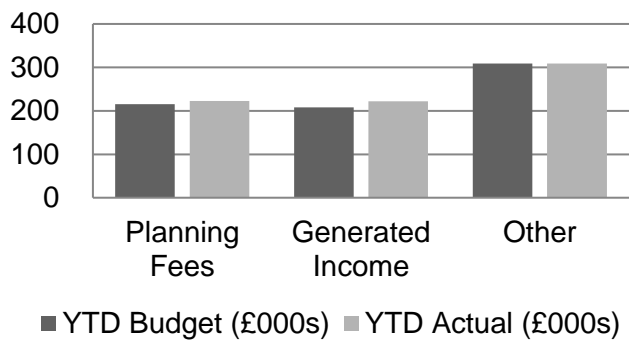
Contents

- 1 Management Commentary
- 2 Operating Analysis
- 3 Project Analysis

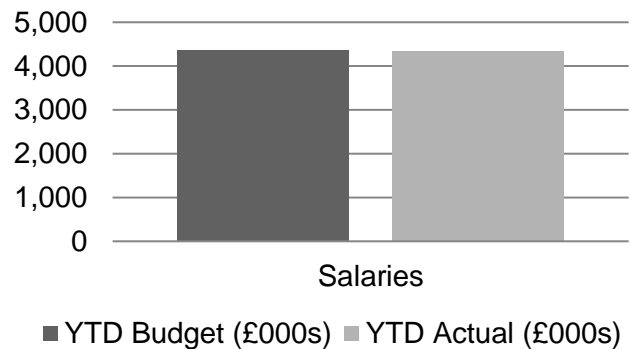
Management Accounts
10 months to 31 January 2019
Operating Analysis

	Year to Date (£000s)			Full Year (£000s)
	Forecast 2	Actual	Variance	Forecast 2
Grant In Aid	6,112	6,112		7,480
Planning Fees	215	223	8	275
Generated Income	208	222	14	236
Other	309	309		379
Total Income	6,844	6,866	22	8,370
Total Salaries	4,368	4,331	37	5,512
Non Salary Staff Costs	228	232	(4)	298
Property	693	704	(11)	961
Transport	104	93	11	122
ICT	243	234	9	298
Supplies & Other Services	202	205	(3)	312
Total Other Operating Costs	1,470	1,468	2	1,991
Total Operating Expenditure	5,838	5,799	39	7,503
Net Operating Position	1,006	1,067	60	867

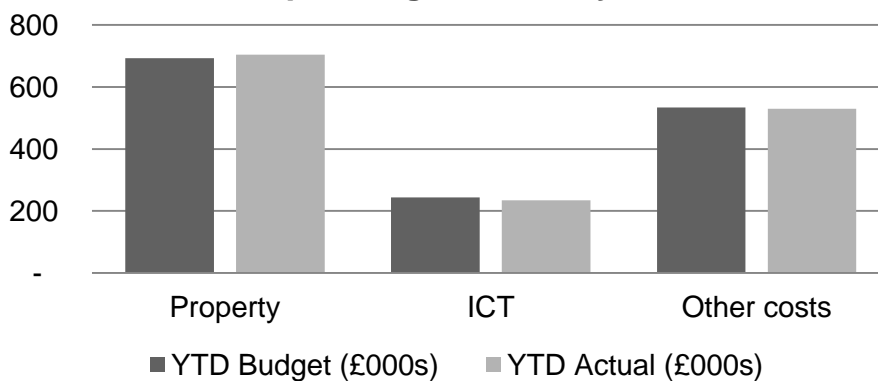
Income Analysis



Salary Cost Analysis



Operating Cost Analysis



Loch Lomond & The Trossachs National Park Authority
Project Summary as at 31 January 2019

Forecast 2 v Actuals YTD	Forecast 2 2018/19 (£000s)			Actuals YTD (£000s)			Remaining Expenditure (£000s)		
	Capital	Revenue	Total	Capital	Revenue	Total	Capital	Revenue	Total
Conservation & Land Use	25	38	63		20	20	25	18	43
Visitor Management	79	130	209	37	21	58	42	109	151
Visitor Management - Your Park	195		195	131		131	64		64
Estates Capital Projects	137	5	142	4		4	133	5	138
Visitor Experience - Tourism	11	27	38		(7)	(7)	11	34	45
Rural Development	100	83	183	24	116	140	76	(33)	43
Corporate Services		33	33		33	33			
Total Project Expenditure	547	316	863	196	183	379	351	133	484