

Loch Lomond and The Trossachs National Park

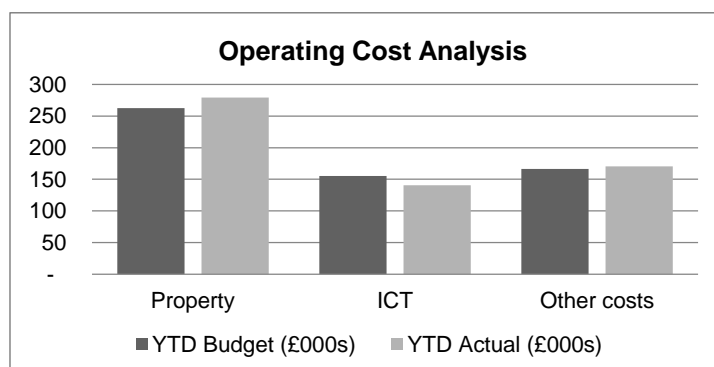
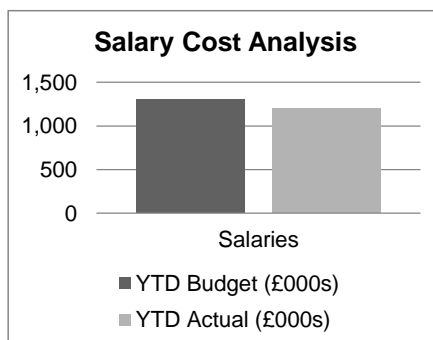
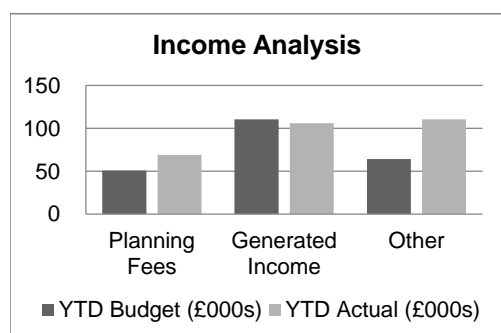
Management Accounts 3 months to 30 June 2019

Contents

- 1 Management Commentary
- 2 Operating Analysis
- 3 Project Analysis

Management Accounts
3 months to 30 June 2019
Operating Analysis

	Year to Date (£000s)			Full Year (£000s)
	Budget	Actual	Variance	Budget
Grant In Aid	2,050	2,050		7,680
Planning Fees	51	69	18	265
Generated Income	110	106	(4)	343
Other	64	110	46	240
Total Income	2,275	2,335	60	8,528
Total Salaries	1,300	1,202	98	5,679
Non Salary Staff Costs	58	71	(13)	341
Property	262	279	(17)	655
Transport	39	43	(4)	112
ICT	155	141	14	281
Supplies & Other Services	69	57	12	276
Total Other Operating Costs	583	591	(8)	1,665
Total Operating Expenditure	1,883	1,793	90	7,344
Net Operating Position	392	542	150	1,184
Capitalised Salaries				205
Net Operating Position	392	542	150	1,389



Management Accounts
3 months to 30 June 2019
Project Analysis (£000s)

	Full Year Budget		
	Expenditure	Income	Net Expenditure
Total Project Expenditure	1,467	12	1,455

Year to Date Actual		
Expenditure	Income	Net Expenditure
79	64	15

	Full Year Budget		
	Expenditure	Income	Net Expenditure
Capital Projects	1,191		1,191

Year to Date Actual		
Expenditure	Income	Net Expenditure
2		2

Conservation and Land Use Capital Projects	28		28
Recreation Access and Health	30		30
Visitor Operations	11		11
Rangers	50		50
Rural Development and Planning	84		84
Estates	563		563
Corporate Services	425		425

2		2

	Full Year Budget		
	Expenditure	Income	Net Expenditure
Revenue Projects / Contributions	276	12	264

Year to Date Actual		
Expenditure	Income	Net Expenditure
77	64	13

Conservation and Land Use	63		63
Recreation Access and Health	30		30
Visitor Operations	73		73
Volunteering, Engagement and Programme Management	36	1	35
Rural Development and Planning	12		12
Visitor Experience	37	11	26
Estates	25		25
Corporate Services			

11	3	8
	55	(55)
0		0
3		3
52	(19)	71
0	14	(14)
0	0	
11	11	0