

**Loch Lomond and the Trossachs National Park Authority
Management Accounts
3 months to June 2020**



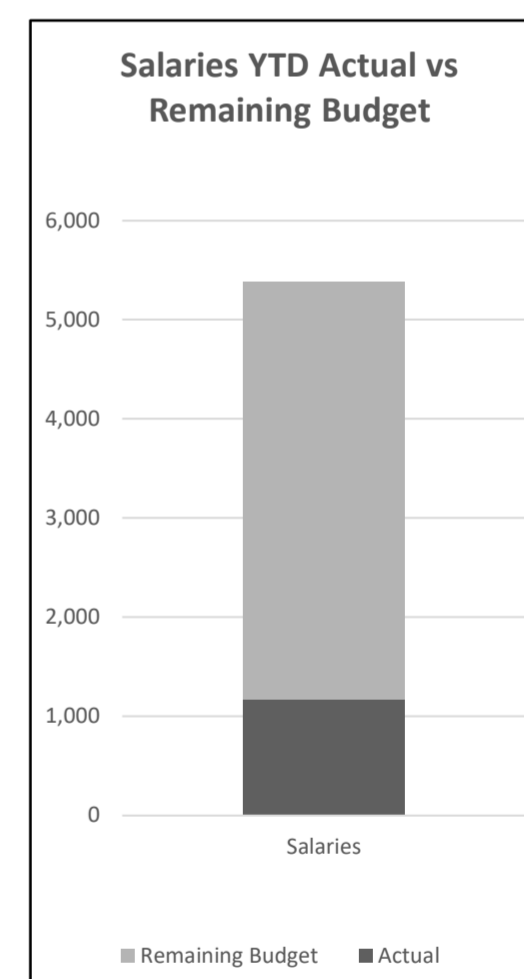
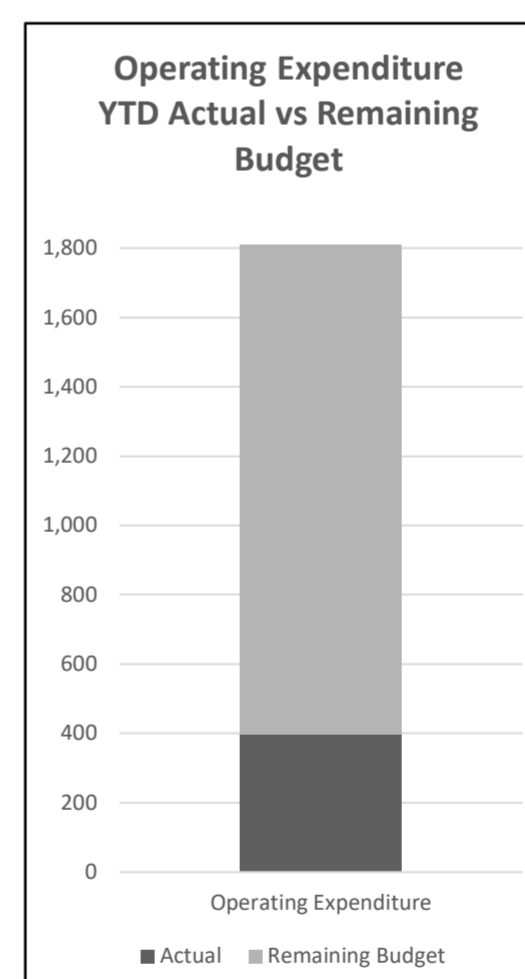
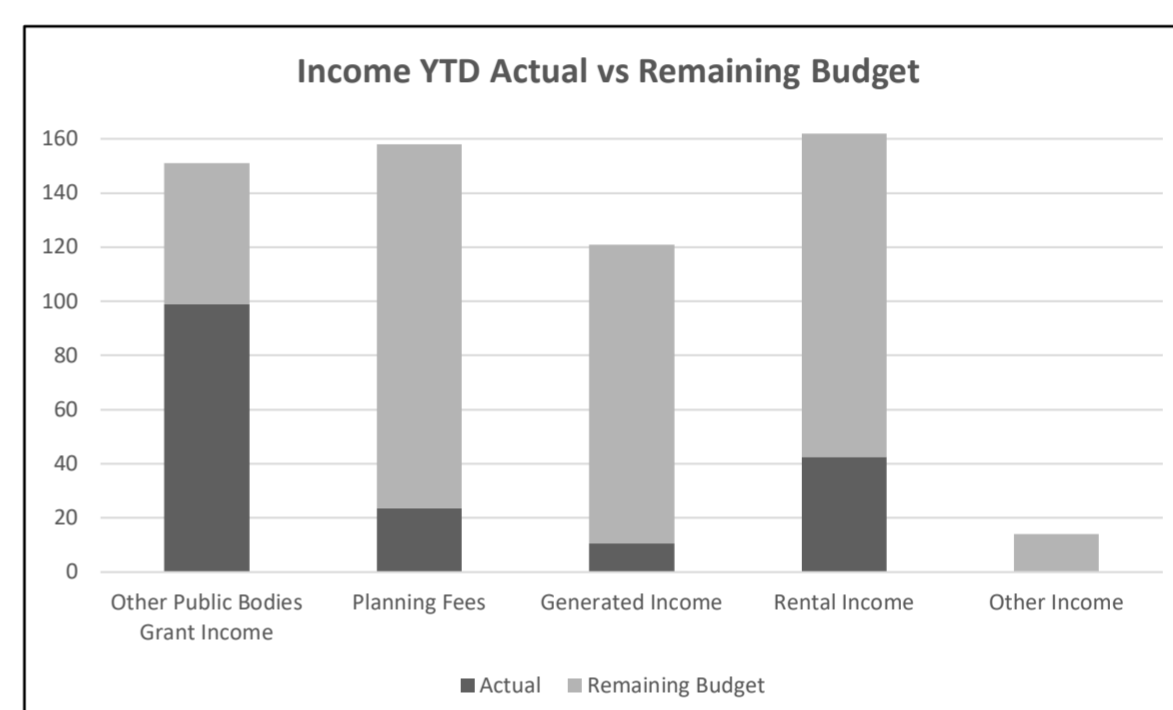
Index

- 1 Summary YTD Position
- 2 Projects Summary

Loch Lomond and the Trossachs National Park Authority
Management Accounts
3 months to June 2020



	Original Budget	Actual YTD	Prior Year YTD
	£'000	£'000	£'000
Income			
Grant in Aid	7,838	2,200	2,050
Other Public Bodies Grant Income	106	99	0
Planning Fees	225	24	69
Generated Income	312	11	112
Rental Income	216	43	105
Other Income	15	0	0
Total Income	8,712	2,376	2,337
Expenditure			
Operating Salaries			
Permanent and Fixed Term Staff Costs	5,171	1,091	1,105
Seasonal Staff Costs	262	76	98
Total Salaries	5,433	1,166	1,202
Operating Expenditure			
Staff	339	51	71
Property	689	81	280
Transport	128	53	43
ICT	318	179	141
Supplies & Services	33	2	8
Administration	327	30	47
Payment to Third Parties	3	0	0
Total Operating Expenditure	1,837	397	589
Net Activity Expenditure	1,475	(11)	17
Total Expenditure	8,745	1,552	1,808
Surplus / (Deficit)	(33)	823	529



Loch Lomond and the Trossachs National Park Authority

Management Accounts

3 months to June 2020

2020-21 Project Expenditure vs Budget



Project Description	Full Year Net Budget (based on forecast at 30/6/20)			YTD Actual Income			Actual YTD			Balance to Spend		
	Capital Budget (£'000)	Revenue Budget (£'000)	Total Budget (£'000)	Capital Income (£'000)	Revenue Income (£'000)	Total Income (£'000)	Capital Cost (£'000)	Revenue Cost (£'000)	Total Cost (£'000)	Capital Variance (£'000)	Revenue Variance (£'000)	Total Variance (£'000)
Communications	4	8	12	0	0	0	0	0	0	4	8	12
Estates	255	65	320	0	0	0	0	0	0	255	65	320
Finance	106	0	106	0	0	0	0	0	0	106	0	106
Forward Planning	0	40	40	0	36	36	0	46	46	0	(6)	(6)
IT & GIS	215	0	215	0	0	0	0	0	0	215	0	215
Land Management	18	45	63	0	0	0	0	0	0	18	45	63
Landscape & Ecology	115	18	133	0	0	0	0	0	0	115	17	132
Ranger Service	294	0	294	0	0	0	0	0	0	294	0	294
Visitor Access	30	15	45	44	0	44	13	0	13	17	15	32
Visitor Experience	0	22	22	0	0	0	0	(0)	(0)	0	22	22
Visitor Management Operations	1	44	45	0	0	0	0	0	0	1	44	45
Visitor Policy, Volunteering and Education	122	22	144	0	0	0	0	12	12	122	10	132
Total	1,160	278	1,438	44	36	81	13	57	71	1,147	220	1,368