

**Loch Lomond and the Trossachs National Park Authority
Management Accounts
12 months to 31 March 2021**



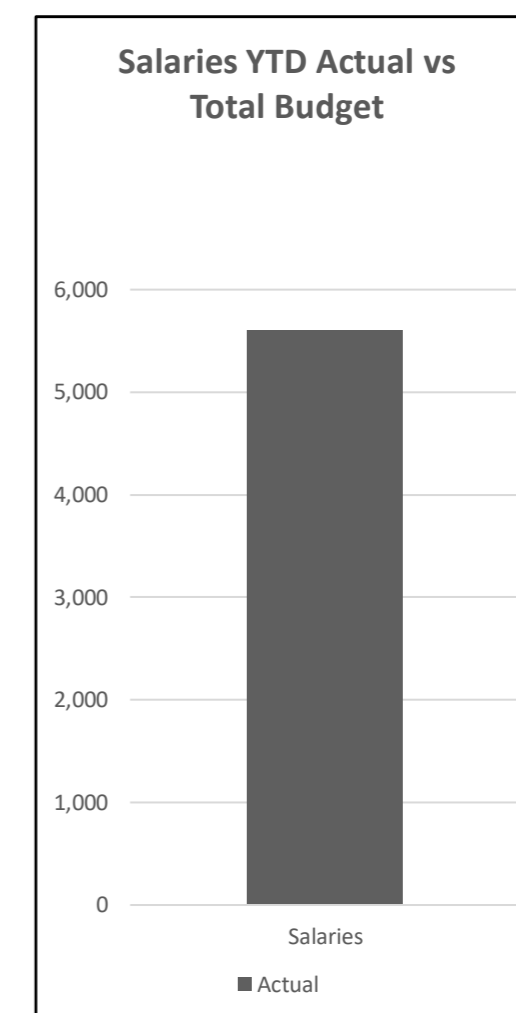
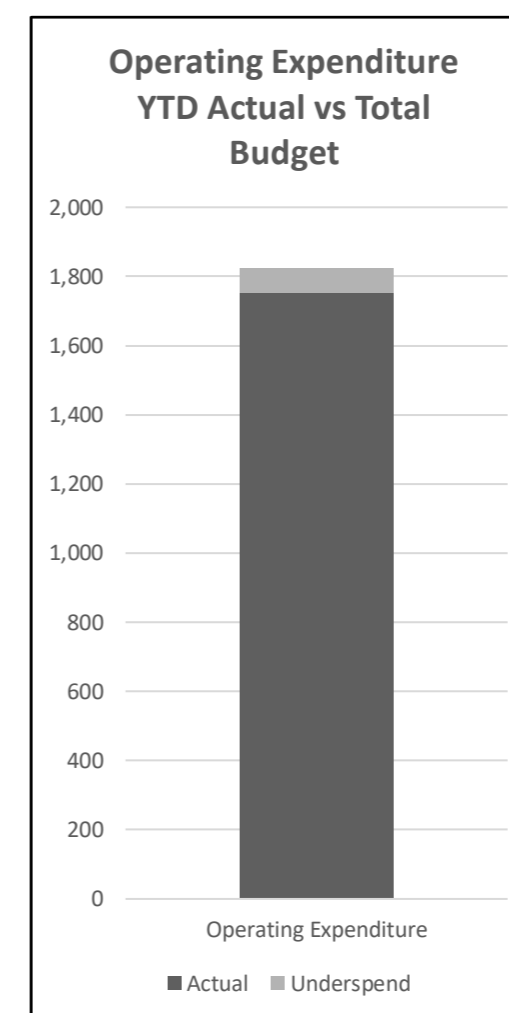
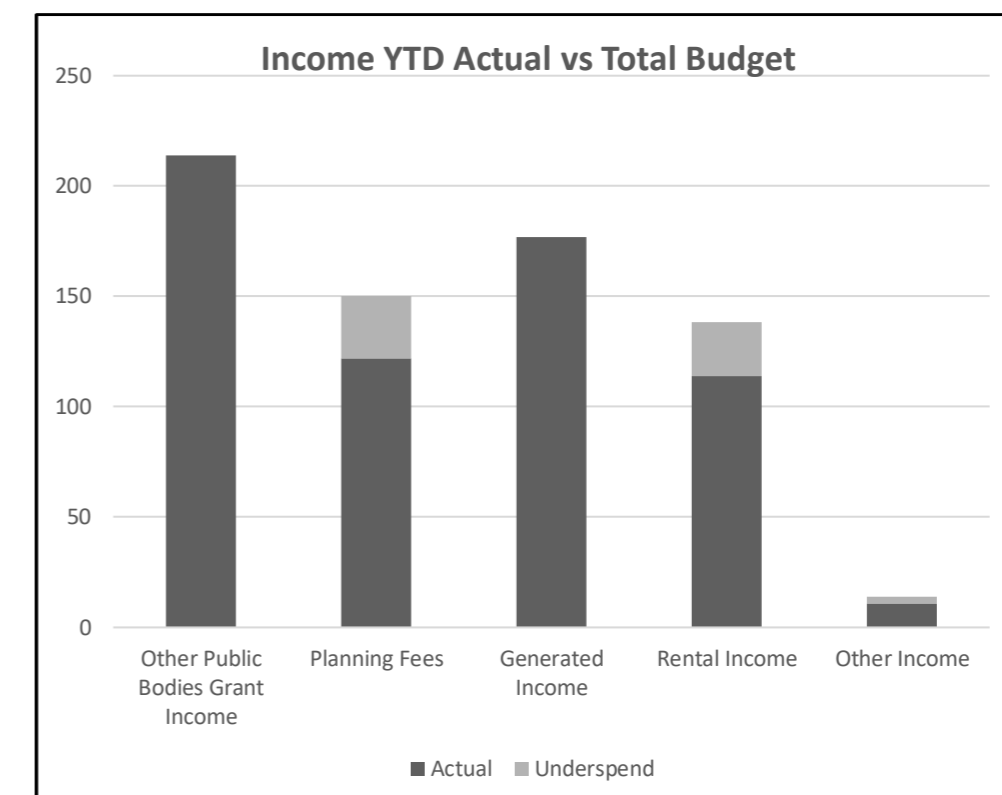
Index

- 1 [Summary Position](#)
- 2 [Projects Summary](#)

Loch Lomond and the Trossachs National Park Authority
Management Accounts
12 months to 31 March 20201



	Original Budget	Revised Budget	Actual YTD	Prior Year YTD
	£'000	£'000	£'000	£'000
Income				
Grant in Aid	7,838	8,238	8,287	7,701
Other Public Bodies Grant Income	106	151	214	88
Planning Fees	225	150	122	182
Generated Income	312	107	177	276
Rental Income	216	138	114	188
Sale of Goods	15	13	11	14
Other Income	1	1	0	2
Total Income	8,712	8,797	8,925	8,451
Expenditure				
Operating Salaries				
Permanent and Fixed Term Staff Costs	5,171	5,256	5,314	5,088
Seasonal Staff Costs	262	312	286	308
Total Salaries	5,433	5,568	5,600	5,396
Operating Expenditure				
Staff	339	279	256	307
Property	689	707	768	714
Transport	128	114	141	137
ICT	318	318	285	255
Supplies & Services	33	19	13	42
Administration	327	382	282	274
Payment to Third Parties	3	3	7	2
Total Operating Expenditure	1,837	1,823	1,753	1,732
Net Activity Expenditure	1,475	1,406	1,302	1,248
Total Expenditure	8,745	8,797	8,655	8,376
Surplus / (Deficit)	(33)	1	270	75



Loch Lomond and the Trossachs National Park Authority

Management Accounts

12 months to 31 March 20201

2020-21 Project Expenditure vs Budget



Team	Full Year Net Budget Sept Board			Revised Budget Allocation			YTD Actual Income			YTD Actual Expenditure			Variance to Sept Budget		
	Capital Budget (£'000)	Revenue Budget (£'000)	Total Budget (£'000)	Capital Budget (£'000)	Revenue Budget (£'000)	Total Budget (£'000)	Capital Income (£'000)	Revenue Income (£'000)	Total Income (£'000)	Capital Cost (£'000)	Revenue Cost (£'000)	Total Cost (£'000)	Capital Variance (£'000)	Revenue Variance (£'000)	Total Variance (£'000)
Communications	4	5	9	0	1	1	0	0	0	3	4	7	1	1	2
Estates	255	67	322	424	110	535	23	0	23	375	114	489	(97)	(47)	(144)
Finance	103	0	103	25	0	25	0	0	0	0	0	0	103	0	103
Forward Planning	0	30	30	0	40	40	0	373	373	0	408	408	0	(5)	(5)
IT & GIS	215	0	215	250	0	250	0	0	0	239	0	239	(24)	0	(24)
Land Management	21	31	51	21	31	51	202	0	202	212	28	240	11	3	13
Landscape & Ecology	115	15	130	114	15	128	0	0	0	107	51	158	8	(37)	(29)
Ranger Service	294	18	312	121	0	121	0	0	0	106	21	127	188	(3)	185
Visitor Access	30	10	40	30	10	40	69	0	69	63	19	82	36	(9)	27
Visitor Experience	0	13	13	0	13	13	0	0	0	0	6	6	0	7	7
Visitor Management Operations	1	41	42	340	41	381	0	0	0	144	53	197	(143)	(12)	(155)
Visitor Policy, Volunteering and Education	122	18	140	0	18	18	0	0	0	0	16	16	122	2	124
	1,160	246	1,406	1,325	277	1,602	294	373	667	1,249	720	1,969	205	(101)	104